

BRIEF SURVEY ON THE NOSOCOMIAL INFECTIONS IN THE COUNTY OF VÂLCEA

G. SĂRDĂRESCU

County Emergency Hospital of Vâlcea.

Abstract: The article emphasises the main types of infections that people can get in the hospital. These are presented in the way described by the sections of the County Emergency Hospital of Vâlcea, between 2000 and 2007.

Keywords: nosocomial infections, statistics, Vâlcea

Rezumat: Sunt trecute în revistă principalele tipuri de infecții nosocomiale, așa cum au fost ele declarate de secțiile Spitalului Județean de Urgență Vâlcea, în perioada 2000-2007.

Cuvinte cheie: infecții nosocomiale, statistică, Vâlcea

Nosocomial infections are the infections acquired in the hospital, in the following conditions: minimum 48 hours after hospitalization with the exclusion of the infections in incubation at the moment of hospitalization; 3 days after discharge; 30 days after the surgery (up to one year – post surgery if implants were used). The risk for developing a nosocomial infection is increasing along with the hospitalization period of time, being larger in the intensive care sections due to the following reasons:

- Patients' specific (serious diseases, association of many diseases, malnutrition, immunity depression);
- Multitude of invasive manoeuvres (tracheal intubations for the ventilatory assistance, nasogastric, vascular, vesicle catheterizations, treatment of surgical wounds);
- Presence of reservoirs of pathogens germs under the form of infected or colonized patients, which predisposes to their cross transmission.

I hereby present the situation of the Nosocomial Infections "reported" in County of Vâlcea, between 2000 and 2007.

Picture no. 1. Nosocomial infections in the county of Vâlcea in 2000

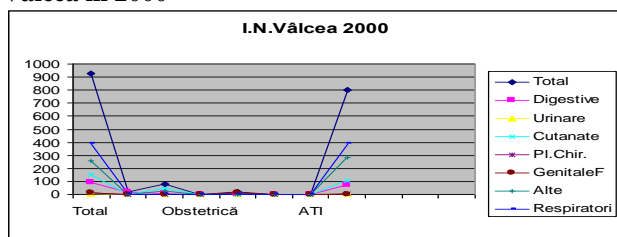


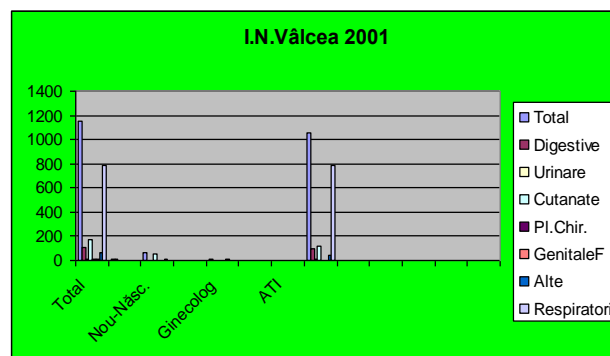
Table no. 1. Nosocomial infections in the county of Vâlcea in 2000

	Total	Septicemie	Respiratorii							Urinare	Organe genitale femei	Cutanate	După injecții, puncții	Plăgi chirurgicale	Alte	Decedati			
			Total	Pneumon. Bronhopn.	Digestive	Total	Din care:												
							Prin efectele adverse ale agentilor terapeutici	Sub un an	1-4 ani										
Total	927	388	47	96	5	15	154	-	12	257	-	-	-	-	-	-	-	-	
Pediatrie	20	-	-	18	-	-	-	-	-	2	-	-	-	-	-	-	-	-	
Non-nasuti	82	-	-	6	-	-	49	-	-	27	-	-	-	-	-	-	-	-	
Obstetrică	-	-	-	-	-	-	-	-	-	-	-	-	-	-	-	-	-	-	
Ginecologie	21	-	-	-	-	15	-	-	6	-	-	-	-	-	-	-	-	-	
Chirurgie	2	-	-	-	-	-	-	-	2	-	-	-	-	-	-	-	-	-	
ATI	-	-	-	-	-	-	-	-	-	-	-	-	-	-	-	-	-	-	
Dializa	-	-	-	-	-	-	-	-	-	-	-	-	-	-	-	-	-	-	
Alte sectii	802	388	47	92	5	-	105	-	4	289	-	-	-	-	-	-	-		

Table no. 2. Nosocomial infections in the county of Vâlcea in 2001

	Total	Septicemie	Respiratorii							Urinare	Organe genitale femei	Cutanate	După injecții, puncții	Plăgi chirurgicale	Alte	Decedati			
			Total	Pneumon. Bronhopn.	Digestive	Total	Din care:												
							Prin efectele adverse ale agentilor terapeutici	Sub un an	1-4 ani										
Total	1153	788	144	103	15	7	169	-	11	60	-	-	-	-	-	-	-	-	
Pediatrie	12	-	3	3	8	1	-	-	-	-	-	-	-	-	-	-	-	-	
Non-nasuti	68	-	3	2	-	-	43	-	12	-	-	-	-	-	-	-	-	-	
Obstetrică	3	-	-	-	-	-	1	-	2	-	-	-	-	-	-	-	-	-	
Ginecologie	10	-	-	-	6	-	-	-	4	-	-	-	-	-	-	-	-	-	
Chirurgie	4	-	-	1	-	-	-	-	3	-	-	-	-	-	-	-	-	-	
ATI	-	-	-	-	-	-	-	-	-	-	-	-	-	-	-	-	-	-	
Dializa	-	-	-	-	-	-	-	-	-	-	-	-	-	-	-	-	-	-	
Alte sectii	1056	782	139	94	14	-	116	-	2	48	-	-	-	-	-	-	-		

Picture no. 2. Nosocomial infections in the county of Vâlcea in 2001



CLINICAL ASPECTS

Table no. 3. Nosocomial infections in the county of Vâlcea in 2002

	Total	Septicemie	Respiratorii							Urinare	Organe genitale femei	Cutanate	După injecții, punctii	Plaga chirurgicală	Alte	Decedati			
			Total	Pneumon. Bronhopn.	Digestive	Total	Din care:												
							Prin efectele adverse ale agentilor terapeutici	Sub un an	1-4 ani										
Total	1484	-	1047	242	193	13	2	158	-	6	65	-	-	-	-	-	-	-	-
Pediatrie	36	-	19	7	3	-	-	8	-	-	-	-	-	-	-	-	-	-	-
Nou-nascuti	92	-	-	1	1	-	-	72	-	-	-	-	-	-	-	-	-	-	-
Obstetrica	4	-	1	1	-	-	-	1	-	-	-	-	-	-	-	-	-	-	-
Ginecologie	2	-	-	-	-	-	-	1	-	-	-	-	-	-	-	-	-	-	-
Chirurgie	5	-	3	1	-	-	-	1	-	-	-	-	-	-	-	-	-	-	-
ATI	-	-	-	-	-	-	-	-	-	-	-	-	-	-	-	-	-	-	-
Dializa	-	-	-	-	-	-	-	-	-	-	-	-	-	-	-	-	-	-	-
Alte sectii	1351	-	1024	243	189	12	-	78	-	6	45	-	-	-	-	-	-	-	-

Picture no. 3. Nosocomial infections in the county of Vâlcea in 2002

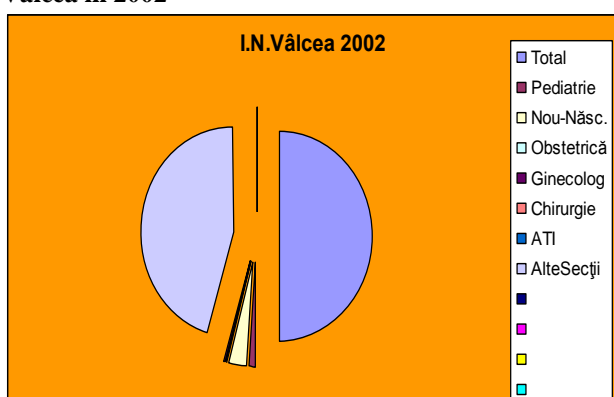


Table no. 5. Nosocomial infections in the county of Vâlcea in 2004

	Total	Septicemie	Respiratorii							Urinare	Organe genitale femei	Cutanate	După injecții, punctii	Plaga chirurgicală	Alte	Decedati			
			Total	Pneumon. Bronhopn.	Digestive	Total	Din care:												
							Prin efectele adverse ale agentilor terapeutici	Sub un an	1-4 ani										
Total	198	-	40	12	29	15	3	68	-	1	26	16	-	-	-	-	-	-	-
Pediatrie	36	-	6	-	20	3	-	3	-	-	-	-	-	-	-	-	-	-	-
Nou-nascuti	56	-	4	-	-	-	-	42	-	-	-	-	-	-	-	-	-	-	-
Obstetrica	18	-	-	-	-	-	-	3	-	-	-	-	-	-	-	-	-	-	-
Ginecologie	4	-	1	1	-	-	-	-	-	-	-	-	-	-	-	-	-	-	-
Chirurgie	11	-	2	2	-	-	-	3	-	-	-	-	-	-	-	-	-	-	-
ATI	1	-	1	1	-	-	-	-	-	-	-	-	-	-	-	-	-	-	-
Dializa	2	-	1	-	-	-	-	-	-	-	-	-	-	-	-	-	-	-	-
Alte sectii	70	-	25	8	9	9	-	23	-	1	2	1	-	-	-	-	-	-	-

Picture no. 5. Nosocomial infections in the county of Vâlcea in 2004

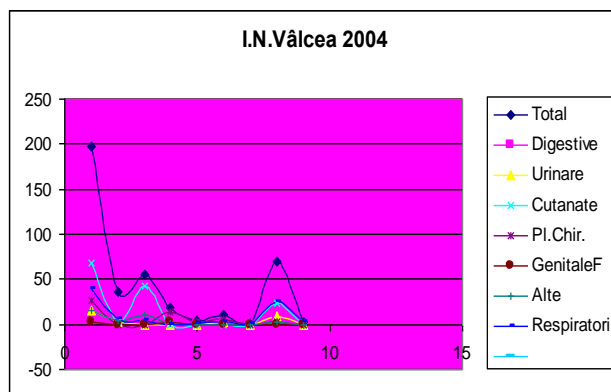


Table no. 4. Nosocomial infections in the county of Vâlcea in 2003

	Total	Septicemie	Respiratorii							Urinare	Organe genitale femei	Cutanate	După injecții, punctii	Plaga chirurgicală	Alte	Decedati			
			Total	Pneumon. Bronhopn.	Digestive	Total	Din care:												
							Prin efectele adverse ale agentilor terapeutici	Sub un an	1-4 ani										
Total	944	-	672	112	72	14	3	141	-	21	21	-	-	-	-	-	-	-	-
Pediatrie	23	-	9	9	13	-	-	58	-	1	-	-	-	-	-	-	-	-	-
Nou-nascuti	78	-	7	2	1	-	-	-	-	12	-	-	-	-	-	-	-	-	-
Obstetrica	4	-	-	-	-	-	-	3	-	1	-	-	-	-	-	-	-	-	-
Ginecologie	-	-	-	-	-	-	-	-	-	-	-	-	-	-	-	-	-	-	-
Chirurgie	17	-	2	2	-	-	-	-	-	15	-	-	-	-	-	-	-	-	-
ATI	1	-	-	-	-	-	-	-	-	1	-	-	-	-	-	-	-	-	-
Dializa	-	-	-	-	-	-	-	-	-	-	-	-	-	-	-	-	-	-	-
Alte sectii	821	-	654	99	58	14	-	83	-	4	8	-	-	-	-	-	-	-	-

Picture no. 4. Nosocomial infections in the county of Vâlcea in 2003

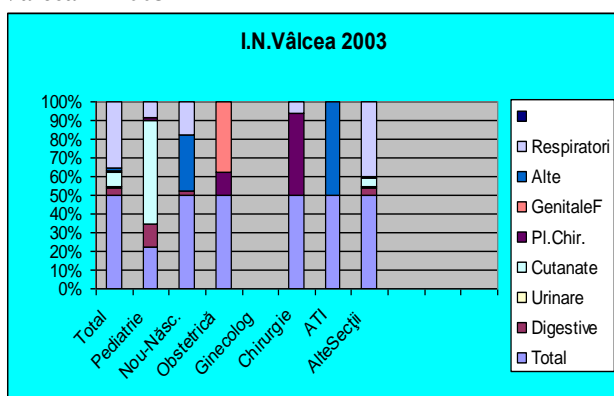


Table no. 6. Nosocomial infections in the county of Vâlcea in 2005

	Total	Septicemie	Respiratorii							Urinare	Organe genitale femei	Cutanate	După injecții, punctii	Plaga chirurgicală	Alte	Decedati			
			Total	Pneumon. Bronhopn.	Digestive	Total	Din care:												
							Prin efectele adverse ale agentilor terapeutici	Sub un an	1-4 ani										
Total	206	-	49	50	50	9	12	39	-	29	18	-	-	-	-	-	-	-	-
Pediatrie	39	-	10	21	21	-	-	-	-	-	-	-	-	-	-	-	-	-	-
Nou-nascuti	41	-	3	-	-	-	-	32	-	-	-	-	-	-	-	-	-	-	-
Obstetrica	7	-	1	-	-	-	-	4	-	-	-	-	-	-	-	-	-	-	-
Ginecologie	17	-	-	-	-	-	-	8	-	-	-	-	-	-	-	-	-	-	-
Chirurgie	40	-	11	4	4	6	-	-	-	19	-	-	-	-	-	-	-	-	-
ATI	-	-	-	-	-	-	-	-	-	-	-	-	-	-	-	-	-	-	-
Dializa	-	-	-	-	-	-	-	-	-	-	-	-	-	-	-	-	-	-	-
Alte sectii	62	-	24	25	25	3	-	7	-	3	-	-	-	-	-	-	-	-	-

Picture no. 6. Nosocomial infections in the county of Vâlcea in 2005

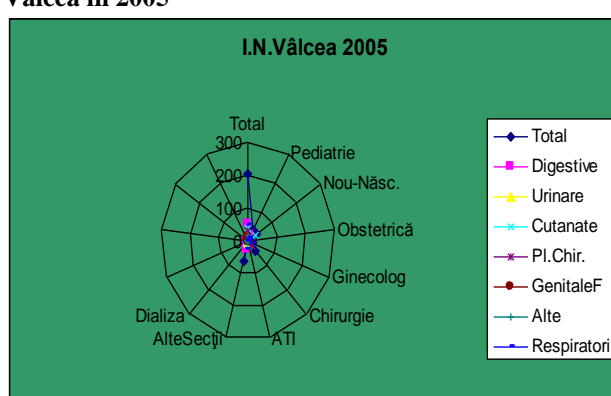
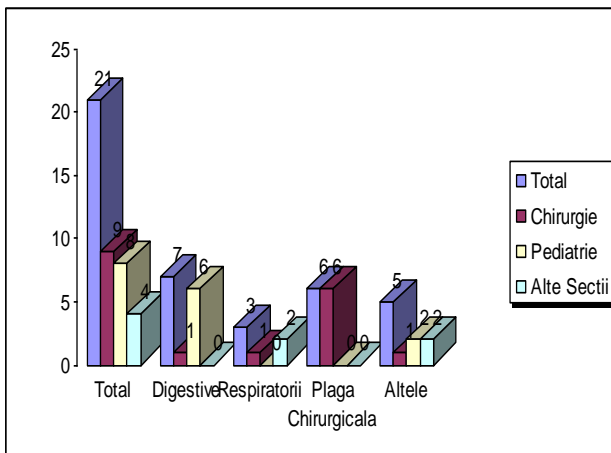


Table no. 7. Nosocomial infections in the county of Vâlcea in 2006

	Total	Digestive	Respiratory	Surgery wound	Other
Total	21	7	3	6	5
Surgery	9	1	1	6	1
Paediatrics	8	6	-	-	2
Other sections	4	-	2	-	2

Picture no. 7. Nosocomial infections in the county of Vâlcea in 2006



CONCLUSIONS

Out of the analysed statistics, I noticed that: the number and the types of nosocomial infections of the county of Vâlcea superposes over that of the other counties.

These infections are not fully declared:

In order to be avoided and treated correctly, “the fear” and the commodity of declaring them must be eliminated. The fear is due to the possible sanctions or to the repeated controls as a result of a large number of nosocomial infections. Hospital many years experience talks about commodity, more.

BIBLIOGRAPHY

1. Vulcu L. - Sănătate Publică Vol.I-Editura Universității „Lucian Blaga”- Sibiu -2005-pg. 5-23.
2. Vulcu Liviu - Management Sanitar Vol. I-pg. 29-31.
3. L. Pierre-Noël, Manual de Sănătate Publică - Librăria Maloine SA-Editor Paris 6-1970.